

WALL  
&  
FLOOR

COMBOS


PORCELÁNICOS HDC

COLLECTIONS 22/23

ÍNDICE | INDEX

04 Calacatta Gold

32x89cm 12.5"x35"  
59x59cm 23.2"x23.2"  
33.3x65cm 13"x26"  
25x33.3cm 10"x13"



30 Ontario

59x59cm 23.2"x23.2"  
33.3x65cm 13"x26"  
25x33.3cm 10"x13"



12 Majestic

59x59cm 23.2"x23.2"  
33.3x65cm 13"x26"  
25x33.3cm 10"x13"



36 Onix

59x59cm 23.2"x23.2"  
33.3x65cm 13"x26"  
25x33.3cm 10"x13"



14 Michelangelo

33.3x65cm 13"x26"  
25x33.3cm 10"x13"




42 Venatto

59x59cm 23.2"x23.2"  
33.3x65cm 13"x26"  
25x33.3cm 10"x13"



20 Thassos

33.3x65cm 13"x26"  
25x33.3cm 10"x13"




46 Statuario

33.3x65cm 13"x26"  
25x33.3cm 10"x13"



22 Ocean

59x59cm 23.2"x23.2"  
33.3x65cm 13"x26"  
25x33.3cm 10"x13"



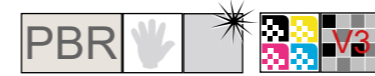
48 Carrara

59x59cm 23.2"x23.2"  
33.3x65cm 13"x26"  
25x33.3cm 10"x13"





Porcelánicos HDC



# Calacatta Gold

32x89cm | 12,5"x35"



**Calacatta 389 Gold**  
NB800 / 202.692  
32 x 89 cm



**Kendo 389 Dark**  
NB800 / 202.693  
32 x 89 cm



**Coliseum 389 Gold**  
NB820 / 202.694  
32 x 89 cm



**Quartz 389 Gold**  
NB840 / 202.698  
32 x 89 cm

 **Pavimento Recomendado**  
Floor Tiles Recommended



**Serie Calacatta 59 Gold**  
Serie Calacatta 59 Gold

PACKING	SIZE cms.	PCS. box
Base	32x89	4



WALL: Calacatta 389 Gold, Coliseum 389 Gold

WALL: Calacatta 389 Gold, Evoke 4490 Forest  
FLOOR: Calacatta 59 Gold



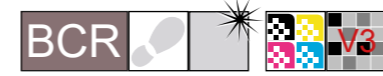
WALL: Kendo 389 Dark  
FLOOR: Calacatta 59 Gold



WALL: Quartz 389 Gold . Calacatta 389 Gold




Porcelánicos HDC



# Calacatta Gold

59x59cm | 23,2"x23,2"



Calacatta 59 Gold  
NB800 / 202.723  
59 x 59 cm



Rod. Calacatta 59 Gold Brillo Romo Esm  
CC128 / 280.464  
10 x 59 cm

S/P

WALL: Calacatta 259 Gold  
FLOOR: Calacatta 59 Gold

PACKING	SIZE cms.	PCS. box
Base	59x59	3
Rodapié Romo	10x59	15

# Calacatta Gold

33,3x65cm | 13"x26"



**Calacatta 365 Gold**  
NB699 / 202.739  
33,3 x 65 cm



**Calacatta Corte 10x33 Gold**  
NB760 / 202.744  
10 x 33,3 cm

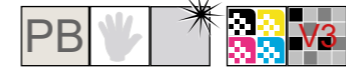
**Trim 33 Calacatta H. Gold Romo Esm**  
CC117 / 226.569  
6 x 33,3 cm

**Malla 30 Calacatta Gold**  
CC164 / 226.572  
30 x 30 cm

Porcelánicos HDC



Porcelánicos HDC



# Calacatta Gold


25x33,3cm | 10"x13"



**Calacatta 253 Gold**  
NB627 / 202.729  
25 x 33,3 cm



**Malla 30 Calacatta Gold**  
CC164 / 226.572  
30 x 30 cm



**Calacatta 33 Gold**  
NB649 / 202.733  
33,3 x 33,3 cm



**Trim 25 Calacatta Gold**  
CC117 / 226.566  
5 x 25 cm



**Rod. Calacatta 33 Gold Romo Esm**  
CC110 / 280.471  
8 x 33,3 cm

Soluciones Técnicas(pág.52)  
Technical Solutions(pag.52)

PACKING	SIZE cms.	PCS. box
Base	33,3x65	5
Corte	10x33,3	10
Malla	30x30	4
Rodapié Romo	8x33,3	12
Trim 33	6x33,3	12

PACKING	SIZE cms.	PCS. box
Base	25x33,3	15
Base	33,3x33,3	12
Trim	5x25	23
Malla	30x30	4
Rodapié Romo	8x33,3	12



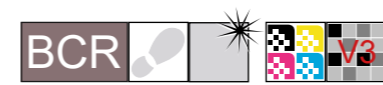
*WALL: Calacatta 365 Gold. Calacatta Corte 10x33 Gold  
FLOOR: Calacatta 33 Gold*



*WALL: Calacatta 253 Gold  
FLOOR: Calacatta 33 Gold*



Porcelánicos HDC



# Majestic

59x59cm | 23,2" x 23,2"



**Majestic 59 Perla**  
NB800 / 202.909  
59 x 59 cm



**Majestic 59 Gris**  
NB800 / 202.910  
59 x 59 cm



**Majestic 59 Gold**  
NB800 / 202.911  
59 x 59 cm



**Rod. Majestic 59 Perla Romo Esm**  
CC128 / 271.480  
10 x 59 cm



**Rod. Majestic 59 Gris Romo Esm**  
CC128 / 271.481  
10 x 59 cm



**Rod. Majestic 59 Gold Romo Esm**  
CC128 / 271.482  
10 x 59 cm



**Majestic 259 Perla**  
NB800 / 202.874  
29,4 x 59 cm



**Majestic 259 Gris**  
NB800 / 202.872  
29,4 x 59 cm



**Majestic 259 Gold**  
NB800 / 202.873  
29,4 x 59 cm

WALL: Majestic 259 Gold  
FLOOR: Majestic 59 Gold

PACKING	SIZE cms.	PCS. box
Base	59x59	3
Base	29,4x59	6
Rodapié Romo	10x59	15



Porcelánicos HDC



# Majestic

33,3x65cm | 13"x26"



**Majestic 365 Perla**  
NB699 / 202.838  
33,3 x 65 cm



**Majestic 365 Gold**  
NB699 / 202.840  
33,3 x 65 cm



**Malla Hex Majestic Perla**  
CC195 / 271.320  
30 x 30 cm



**Malla Hex Majestic Gold**  
CC195 / 271.322  
30 x 30 cm



**Majestic 365 Gris**  
NB699 / 202.839  
33,3 x 65 cm



**Malla Hex Majestic Gris**  
CC195 / 271.321  
30 x 30 cm

**Pavimento Recomendado**  
Floor Tiles Recommended



Serie Secuoya 1989 **PR**  
Serie Secuoya 1989



15



PACKING	SIZE cms.	PCS. box
Base	33,3x65	5
Malla Hex	30x30	4
Rodapié Romo	8x33,3	12

WALL: Majestic 365 Gold  
FLOOR: Majestic 33 Gold

14





Porcelánicos HDC



# Majestic

25x33,3cm | 10"x13"




**Majestic 253 Gold**  
NB627 / 202.837  
25 x 33,3 cm



**Trim 25 Majestic Gold**  
CC117 / 226.599  
5 x 25 cm



**Majestic 253 Perla**  
NB627 / 202.835  
25 x 33,3 cm



**Trim 25 Majestic Perla**  
CC117 / 226.597  
5 x 25 cm



**Majestic 253 Gris**  
NB627 / 202.836  
25 x 33,3 cm



**Trim 25 Majestic Gris**  
CC117 / 226.598  
5 x 25 cm



**Malla Hex Majestic Gold**  
CC195 / 271.322  
30 x 30 cm



**Malla Hex Majestic Perla**  
CC195 / 271.320  
30 x 30 cm



**Malla Hex Majestic Gris**  
CC195 / 271.321  
30 x 30 cm



**Majestic 33 Gold**  
NB649 / 202.834  
33,3 x 33,3 cm



**Rod. Majestic 33 Gold Romo Esm**  
CC110 / 271.484  
8 x 33,3 cm



**Majestic 33 Perla**  
NB649 / 202.832  
33,3 x 33,3 cm



**Rod. Majestic 33 Perla Romo Esm**  
CC110 / 271.483  
8 x 33,3 cm



**Majestic 33 Gris**  
NB649 / 202.833  
33,3 x 33,3 cm



**Rod. Majestic 33 Gris Romo Esm**  
CC110 / 271.376  
8 x 33,3 cm

PACKING	SIZE cms.	PCS. box
Base	25x33,3	15
Base	33,3x33,3	12
Trim	5x25	23
Malla Hex	30x30	4
Rodapié Romo	8x33,3	12

WALL: Majestic 253 Gris  
FLOOR: Majestic 33 Gris

# Michelangelo

33,3x65cm | 13"x26"




**Michelangelo 365 Grey**  
NB699 / 202.738  
33,3 x 65 cm



**Michelangelo Corte 10x33 Grey**  
NB760 / 202.743  
10 x 33,3 cm



**Trim 33 Michelangelo H. Grey Romo Esm**  
CC117 / 226.571  
6 x 33,3 cm



**Malla 30 Michelangelo Grey**  
CC164 / 226.574  
30 x 30 cm

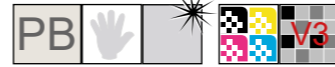
 Soluciones Técnicas(pág.52)  
Technical Solutions(pag.52)

PACKING	SIZE cms.	PCS. box
Base	33,3x65	5
Corte	10x33,3	10
Malla	30x30	4
Rodapié Romo	8x33,3	12
Trim 33	6x33,3	12

Porcelánicos HDC



Porcelánicos HDC



# Michelangelo

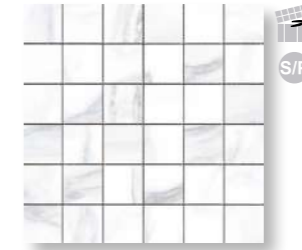
25x33,3cm | 10"x13"



**Michelangelo 253 Grey**  
NB627 / 202.728  
25 x 33,3 cm



**Trim 25 Michelangelo Grey**  
CC117 / 226.568  
5 x 25 cm



**Malla 30 Michelangelo Grey**  
CC164 / 226.574  
30 x 30 cm



**Michelangelo 33 Grey**  
NB649 / 202.734  
33,3 x 33,3 cm



**Rod. Michelangelo 33 Grey Romo Esm**  
CC110 / 280.472  
8 x 33,3 cm

PACKING	SIZE cms.	PCS. box
Base	25x33,3	15
Base	33,3x33,3	12
Trim	5x25	23
Malla	30x30	4
Rodapié Romo	8x33,3	12



WALL: Michelangelo 365 Grey, Michelangelo Corte 10x33 Grey  
FLOOR: Michelangelo 33 Grey



WALL: Michelangelo 253 Grey, Malla 30 Michelangelo Grey  
FLOOR: Michelangelo 33 Grey

# Thassos

33,3x65cm | 13"x26"




**Thassos 365 Grey**  
NB699 / 202.737  
33,3 x 65 cm



**Thassos Corte 10x33 Grey**  
NB760 / 202.745  
10 x 33,3 cm



**Trim 33 Thassos H. Grey Romo Esm**  
CC117 / 226.570  
6 x 33,3 cm



**Malla 30 Thassos Grey**  
CC164 / 226.573  
30 x 30 cm



PACKING	SIZE cms.	PCS. box
Base	33,3x65	5
Corte	10x33,3	10
Malla	30x30	4
Rodapié Romo	8x33,3	12
Trim 33	6x33,3	12

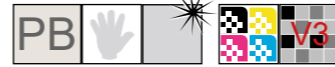


WALL: Thassos 365 Grey. Thassos Corte 10x33 Grey  
FLOOR: Thassos 33 Grey

## Porcelánicos HDC




## Porcelánicos HDC



**Thassos 253 Grey**  
NB627 / 202.730  
25 x 33,3 cm



**Trim 25 Thassos Grey**  
CC117 / 226.567  
5 x 25 cm



**Malla 30 Thassos Grey**  
CC164 / 226.573  
30 x 30 cm



**Thassos 33 Grey**  
NB649 / 202.735  
33,3 x 33,3 cm



**Rod. Thassos 33 Grey Romo Esm**  
CC110 / 280.473  
8 x 33,3 cm

25x33,3cm | 10"x13"

# Thassos

PACKING	SIZE cms.	PCS. box
Base	25x33,3	15
Base	33,3x33,3	12
Trim	5x25	23
Malla	30x30	4
Rodapié Romo	8x33,3	12



WALL: Thassos 253 Grey  
FLOOR: Thassos 33 Grey




Porcelánicos HDC




Ocean

59,4x59,4cm | 23,5"x23,5"




**Ocean 59 BR/MT White**  
NB800 / 202.866  
59,4 x 59,4 cm

**Ocean 59 Satin White**  
NB800 / 202.875  
59,4 x 59,4 cm



**Ocean 59 BR/MT Grey**  
NB800 / 202.867  
59,4 x 59,4 cm

**Ocean 59 Satin Grey**  
NB800 / 202.876  
59,4 x 59,4 cm



**Ocean 59 BR/MT Green**  
NB800 / 202.869  
59,4 x 59,4 cm

**Ocean 59 Satin Green**  
NB800 / 202.877  
59,4 x 59,4 cm



**Rod. Ocean 59 BR/MT White Romo Esm**  
CC128 / 271.435  
10 x 59,4 cm



**Rod. Ocean 59 BR/MT Grey Romo Esm**  
CC128 / 271.436  
10 x 59,4 cm




**Rod. Ocean 59 BR/MT Green Romo Esm**  
CC128 / 271.438  
10 x 59,4 cm



**Rod. Ocean 59 Satin White Romo Esm**  
CC128 / 271.440  
10 x 59,4 cm

**Rod. Ocean 59 Satin Grey Romo Esm**  
CC128 / 271.441  
10 x 59,4 cm

**Rod. Ocean 59 Satin Green Romo Esm**  
CC128 / 271.443  
10 x 59,4 cm



**Ocean 59 BR/MT Blue**  
NB800 / 202.868  
59,4 x 59,4 cm

**Ocean 59 Satin Blue**  
NB800 / 202.878  
59,4 x 59,4 cm



**Ocean 59 BR/MT Dark**  
NB800 / 202.884  
59,4 x 59,4 cm

**Ocean 59 Satin Dark**  
NB800 / 202.879  
59,4 x 59,4 cm



**Rod. Ocean 59 BR/MT Blue Romo Esm**  
CC128 / 271.437  
10 x 59,4 cm



**Rod. Ocean 59 Satin Blue Romo Esm**  
CC128 / 271.442  
10 x 59,4 cm



**Rod. Ocean 59 BR/MT Dark Romo Esm**  
CC128 / 271.439  
10 x 59,4 cm



**Rod. Ocean 59 Satin Dark Romo Esm**  
CC128 / 271.444  
10 x 59,4 cm



PACKING	SIZE cms.	PCS. box
Base	59,4x59,4	3
Malla	30x30	4
Rodapié Romo	10x59,4	15



Porcelánicos HDC



Ocean

33,3x65cm | 13"x26"



**Ocean 365 White**  
NB678 / 202.850  
33,3 x 65 cm



**Ocean 365 Grey**  
NB678 / 202.851  
33,3 x 65 cm




**Ocean 365 Green**  
NB678 / 202.854  
33,3 x 65 cm



**Ocean 365 Blue**  
NB678 / 202.853  
33,3 x 65 cm




**Ocean 365 Dark**  
NB678 / 202.852  
33,3 x 65 cm



**Malla 30 Ocean BR/MT White**  
CC164/ 271.425  
30 x 30 cm

**Malla 30 Ocean Satin White**  
CC164/ 271.430  
30 x 30 cm



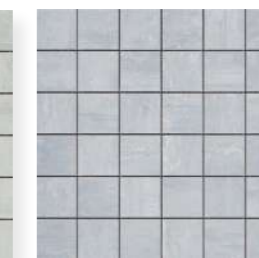
**Malla 30 Ocean BR/MT Grey**  
CC164/ 271.426  
30 x 30 cm

**Malla 30 Ocean Satin Grey**  
CC164/ 271.431  
30 x 30 cm



**Malla 30 Ocean BR/MT Green**  
CC164/ 271.428  
30 x 30 cm

**Malla 30 Ocean Satin Green**  
CC164/ 271.433  
30 x 30 cm



**Malla 30 Ocean BR/MT Blue**  
CC164/ 271.427  
30 x 30 cm

**Malla 30 Ocean Satin Blue**  
CC164/ 271.432  
30 x 30 cm



**Malla 30 Ocean BR/MT Dark**  
CC164/ 271.429  
30 x 30 cm

**Malla 30 Ocean Satin Dark**  
CC164/ 271.434  
30 x 30 cm



**Pavimento Recomendado**  
Floor Tiles Recommended



Serie Ocean 59 BR/MT  
Serie Ocean 59 BR/MT

Serie Ocean 59 Satin  
Serie Ocean 59 Satin




PACKING	SIZE cms.	PCS. box
Base	59,4x59,4	3
Malla	30x30	4
Rodapié Romo	10x59,4	15

WALL: Ocean 365 Green . Ocean 365 White  
FLOOR: Ocean 59 Satin Grey



Porcelánicos HDC



Ocean

33,3x65cm | 13"x26"



**Bloom 365 Forest**  
NB740 / 202.857  
33,3 x 65 cm



**Bloom 365 Sky**  
NB740 / 202.858  
33,3 x 65 cm




**Fall 365 Forest**  
NB740 / 202.859  
33,3 x 65 cm



**Fall 365 Sky**  
NB740 / 202.860  
33,3 x 65 cm




**Way 365 Mix**  
NB740 / 202.861  
33,3 x 65 cm



**Malla 30 Ocean BR/MT White**  
CC164/ 271.425  
30 x 30 cm

**Malla 30 Ocean Satin White**  
CC164/ 271.430  
30 x 30 cm



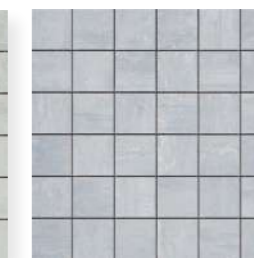
**Malla 30 Ocean BR/MT Grey**  
CC164/ 271.426  
30 x 30 cm

**Malla 30 Ocean Satin Grey**  
CC164/ 271.431  
30 x 30 cm




**Malla 30 Ocean BR/MT Green**  
CC164/ 271.428  
30 x 30 cm

**Malla 30 Ocean Satin Green**  
CC164/ 271.433  
30 x 30 cm



**Malla 30 Ocean BR/MT Blue**  
CC164/ 271.427  
30 x 30 cm

**Malla 30 Ocean Satin Blue**  
CC164/ 271.432  
30 x 30 cm



**Malla 30 Ocean BR/MT Dark**  
CC164/ 271.429  
30 x 30 cm

**Malla 30 Ocean Satin Dark**  
CC164/ 271.434  
30 x 30 cm

Pavimento Recomendado  
Floor Tiles Recommended



Serie Ocean 59 BR/MT  
Serie Ocean 59 BR/MT

Serie Ocean 59 Satin  
Serie Ocean 59 Satin



PACKING	SIZE cms.	PCS. box
Base	59,4x59,4	3
Malla	30x30	4
Rodapié Romo	10x59,4	15



Porcelánicos HDC



# Ocean

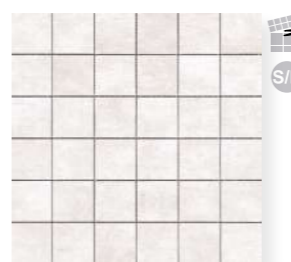
25x33,3cm | 10"x13"



**Ocean 253 White**  
NB627 / 202.912  
25 x 33,3 cm



**Trim 25 Ocean White**  
CC117 / 226.603  
5 x 25 cm



**Malla 30 Ocean White**  
CC164 / 271.403  
30 x 30 cm



**Ocean 33 White**  
NB649 / 202.915  
33,3 x 33,3 cm



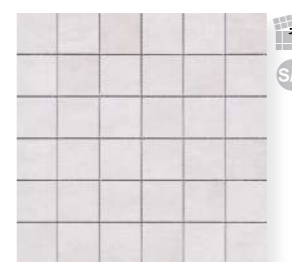
**Rod. Ocean 33 White Romo Esm**  
CC110 / 271.485  
8 x 33,3 cm




**Ocean 253 Grey**  
NB627 / 202.914  
25 x 33,3 cm



**Trim 25 Ocean Grey**  
CC117 / 226.605  
5 x 25 cm



**Malla 30 Ocean Grey**  
CC164 / 271.405  
30 x 30 cm



**Ocean 33 Grey**  
NB649 / 202.917  
33,3 x 33,3 cm




**Rod. Ocean 33 Grey Romo Esm**  
CC110 / 271.487  
8 x 33,3 cm



**Ocean 253 Blue**  
NB627 / 202.913  
25 x 33,3 cm



**Trim 25 Ocean Blue**  
CC117 / 226.604  
5 x 25 cm



**Malla 30 Ocean Blue**  
CC164 / 271.404  
30 x 30 cm



**Ocean 33 Blue**  
NB649 / 202.916  
33,3 x 33,3 cm



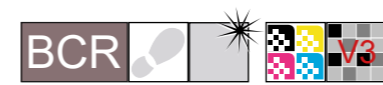
**Rod. Ocean 33 Blue Romo Esm**  
CC110 / 271.486  
8 x 33,3 cm

PACKING	SIZE cms.	PCS. box
Base	25x33,3	15
Base	33,3x33,3	12
Trim	5x25	23
Malla	30x30	4
Rodapié Romo	8x33,3	12

WALL: Ocean 253 Grey  
FLOOR: Ocean 33 Grey




Porcelánicos HDC



# Ontario

59x59cm | 23,2"x23,2"



**Ontario 59 Blanco**  
NB800 / 202.555  
59 x 59 cm



**Ontario 59 Silver**  
NB800 / 202.556  
59 x 59 cm



**Ontario 59 Greige**  
NB800 / 202.557  
59 x 59 cm



**Rod. Ontario 59 Blanco Romo Esm**  
CC128 / 280.285  
10 x 59 cm

S/P



**Rod. Ontario 59 Silver Romo Esm**  
CC128 / 280.286  
10 x 59 cm

S/P



**Rod. Ontario 59 Greige Romo Esm**  
CC128 / 280.287  
10 x 59 cm

S/P



**Ontario 259 Blanco**  
NB800 / 202.558  
29,4 x 59 cm



**Ontario 259 Silver**  
NB800 / 202.559  
29,4 x 59 cm



**Ontario 259 Greige**  
NB800 / 202.560  
29,4 x 59 cm



**Ontario 129 Silver**  
NB920 / 202.604  
14,4 x 29,4 cm



**Ontario 129 Greige**  
NB920 / 202.605  
14,4 x 29,4 cm

PACKING	SIZE cms.	PCS. box
Base	59x59	3
Base	29,4x59	6
Base	14,4x29,4	12
Rodapié Romo	10x59	15





Porcelánicos HDC



# Ontario

33,3x65cm | 13"x26"



**Ontario 365 Blanco**  
NB699 / 202.075  
33,3 x 65 cm



**Ontario 365 Silver**  
NB699 / 202.076  
33,3 x 65 cm

**Trim 65 Ontario Blanco Romo Esm**  
CC128 / 271.031  
6 x 65 cm

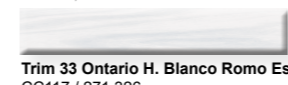
**Trim 65 Ontario Silver Romo Esm**  
CC128 / 271.032  
6 x 65 cm



**Ontario Corte 10x33 Blanco**  
NB780 / 202.211  
10 x 33,3 cm



**Ontario Corte 10x33 Silver**  
NB780 / 202.212  
10 x 33,3 cm



**Trim 33 Ontario H. Blanco Romo Esm**  
CC117 / 271.326  
6 x 33,3 cm



**Trim 33 Ontario H. Silver Romo Esm**  
CC117 / 271.327  
6 x 33,3 cm

**Malla 30 Ontario Blanco**  
CC164 / 271.034  
30 x 30 cm

**Malla 30 Ontario Silver**  
CC164 / 271.035  
30 x 30 cm



**Ontario 365 Greige**  
NB699 / 202.077  
33,3 x 65 cm

**Trim 65 Ontario Greige Romo Esm**  
CC128 / 271.033  
6 x 65 cm



**Ontario Corte 10x33 Greige**  
NB780 / 202.213  
10 x 33,3 cm



**Trim 33 Ontario H. Greige Romo Esm**  
CC117 / 271.328  
6 x 33,3 cm

**Malla 30 Ontario Greige**  
CC164 / 271.036  
30 x 30 cm

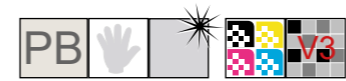


Soluciones Técnicas(pág.52)  
Technical Solutions(pag.52)

PACKING	SIZE cms.	PCS. box
Base	33,3x65	5
Corte	10x33,3	10
Malla	30x30	4
Rodapié Romo	8x33,3	12
Trim 65	6x65	6
Trim 33	6x33,3	12



Porcelánicos HDC



# Ontario

25x33,3cm | 10"x13"



**Ontario 253 Greige**  
NB627 / 202.201  
25 x 33,3 cm




**Trim 25 Ontario Greige**  
CC117 / 226.461  
5 x 25 cm



**TR-25 Ontario Greige**  
CC122 / 226.465  
3 x 25 cm



**Malla 30 Ontario Greige**  
CC164 / 271.036  
30 x 30 cm




**Ontario 33 Greige**  
NB649 / 202.198  
33,3 x 33,3 cm



**Rod. Ontario 33 Greige Romo Esm**  
CC110 / 280.163  
8 x 33,3 cm




**Ontario 253 Blanco**  
NB627 / 202.199  
25 x 33,3 cm



**Trim 25 Ontario Blanco**  
CC117 / 226.459  
5 x 25 cm



**TR-25 Ontario Blanco**  
CC122 / 226.463  
3 x 25 cm



**Malla 30 Ontario Blanco**  
CC164 / 271.034  
30 x 30 cm



**Ontario 33 Blanco**  
NB649 / 202.196  
33,3 x 33,3 cm



**Rod. Ontario 33 Blanco Romo Esm**  
CC110 / 280.161  
8 x 33,3 cm




**Ontario 253 Silver**  
NB627 / 202.200  
25 x 33,3 cm



**Trim 25 Ontario Silver**  
CC117 / 226.460  
5 x 25 cm



**TR-25 Ontario Silver**  
CC122 / 226.464  
3 x 25 cm



**Malla 30 Ontario Silver**  
CC164 / 271.035  
30 x 30 cm



**Ontario 33 Silver**  
NB649 / 202.197  
33,3 x 33,3 cm



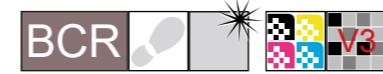
**Rod. Ontario 33 Silver Romo Esm**  
CC110 / 280.162  
8 x 33,3 cm

PACKING	SIZE cms.	PCS. box
Base	25x33,3	15
Base	33,3x33,3	12
Trim	5x25	23
TR-25	3x25	12
Malla	30x30	4
Rodapié Romo	8x33,3	12

WALL: Ontario 253 Silver. Malla 30 Ontario Silver  
FLOOR: Ontario 33 Silver



Porcelánicos HDC



Onix

59x59cm | 23,2"x23,2"



Onix 59 Perla Brillo  
NB800 / 202.432  
59 x 59 cm



Onix 59 Gris Brillo  
NB800 / 202.433  
59 x 59 cm



Onix 59 Caramel Brillo  
NB800 / 202.434  
59 x 59 cm



Rod. Onix 59 Perla Brillo Romo Esm  
CC128 / 280.221  
10 x 59 cm



Rod. Onix 59 Gris Brillo Romo Esm  
CC128 / 280.222  
10 x 59 cm



Rod. Onix 59 Caramel Brillo Romo Esm  
CC128 / 280.223  
10 x 59 cm



Onix 259 Perla Brillo  
NB800 / 202.435  
29,4 x 59 cm



Onix 259 Gris Brillo  
NB800 / 202.436  
29,4 x 59 cm



Onix 259 Caramel Brillo  
NB800 / 202.437  
29,4 x 59 cm

PACKING	SIZE cms.	PCS. box
Base	59x59	3
Base	29,4x59	6
Rodapié Romo	10x59	15



Porcelánicos HDC



**Onix**

33,3x65cm | 13"x26"



**Onix 365 Perla**  
NB699 / 202.277  
33,3 x 65 cm




**Trim 65 Onix Perla Romo Esm**  
CC128 / 271.099  
6 x 65 cm



**Onix Corte 10x33 Perla**  
NB780 / 202.301  
10 x 33,3 cm



**Trim 33 Onix H. Perla Romo Esm**  
CC117 / 226.578  
6 x 33,3 cm



**Malla 30 Onix Perla**  
CC164 / 271.068  
30 x 30 cm



**Onix 365 Gris**  
NB699 / 202.278  
33,3 x 65 cm



**Trim 65 Onix Gris Romo Esm**  
CC128 / 271.100  
6 x 65 cm



**Onix Corte 10x33 Gris**  
NB780 / 202.302  
10 x 33,3 cm



**Trim 33 Onix H. Gris Romo Esm**  
CC117 / 226.519  
6 x 33,3 cm



**Malla 30 Onix Gris**  
CC164 / 271.069  
30 x 30 cm



**Onix 365 Caramel**  
NB699 / 202.279  
33,3 x 65 cm



**Trim 65 Onix Caramel Romo Esm**  
CC128 / 271.101  
6 x 65 cm



**Onix Corte 10x33 Caramel**  
NB780 / 202.303  
10 x 33,3 cm



**Trim 33 Onix H. Caramel Romo Esm**  
CC117 / 226.520  
6 x 33,3 cm



**Malla 30 Onix caramel**  
CC164 / 271.070  
30 x 30 cm

 Soluciones Técnicas(pág.52)  
Technical Solutions(pag.52)

PACKING	SIZE cms.	PCS. box
Base	33,3x65	5
Corte	10x33,3	10
Malla	30x30	4
Rodapié Romo	8x33,3	12
Trim 65	6x65	6
Trim 33	6x33,3	12

WALL: Onix 365 Gris. Malla 30 Onix Gris  
FLOOR: Onix 33 Gris



Porcelánicos HDC



**Onix**

25x33,3cm | 10"x13"



**Onix 253 Perla**  
NB627 / 202.271  
25 x 33,3 cm



**Trim 25 Onix Perla**  
CC117 / 226.473  
5 x 25 cm



**Malla 30 Onix Perla**  
CC164 / 271.068  
30 x 30 cm



**Onix 33 Perla**  
NB649 / 202.274  
33,3 x 33,3 cm



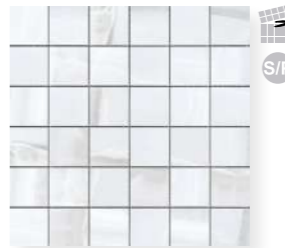
**Rod. Onix 33 Perla Romo Esm**  
CC110 / 280.200  
8 x 33,3 cm



**Onix 253 Gris**  
NB627 / 202.272  
25 x 33,3 cm



**Trim 25 Onix Gris**  
CC117 / 226.474  
5 x 25 cm



**Malla 30 Onix Gris**  
CC164 / 271.069  
30 x 30 cm



**Onix 33 Gris**  
NB649 / 202.275  
33,3 x 33,3 cm



**Rod. Onix 33 Gris Romo Esm**  
CC110 / 280.201  
8 x 33,3 cm



**Onix 253 Caramel**  
NB627 / 202.273  
25 x 33,3 cm



**Trim 25 Onix Caramel**  
CC117 / 226.475  
5 x 25 cm



**Malla 30 Onix Caramel**  
CC164 / 271.070  
30 x 30 cm



**Onix 33 Caramel**  
NB649 / 202.276  
33,3 x 33,3 cm



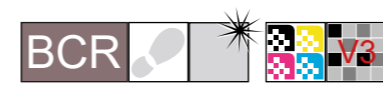
**Rod. Onix 33 Caramel Romo Esm**  
CC110 / 280.202  
8 x 33,3 cm

PACKING	SIZE cms.	PCS. box
Base	25x33,3	15
Base	33,3x33,3	12
Trim	5x25	23
Malla	30x30	4
Rodapié Romo	8x33,3	12

WALL: Onix 253 Caramel. Malla 30 Onix Caramel  
FLOOR: Onix 33 Caramel




Porcelánicos HDC



# Venatto


59x59cm | 23,2"x23,2"



**Venatto 59 Cinder**  
NB800 / 202.516  
59 x 59 cm



**Rod. Venatto 59 Cinder Brillo Romo Esm**  
CC128 / 280.325  
10 x 59 cm



**Venatto 259 Cinder**  
NB800 / 202.593  
29,4 x 59 cm

S/P

PACKING	SIZE cms.	PCS. box
Base	59x59	3
Base	29,4x59	6
Rodapié Romo	10x59	15

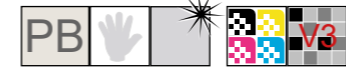
# Venatto

33,3x65cm | 13"x26"

Porcelánicos HDC




Porcelánicos HDC



# Venatto

25x33,3cm | 10"x13"

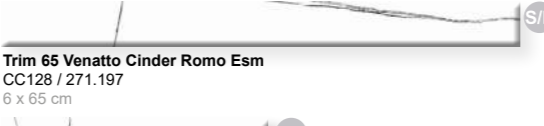


**Venatto 365 Cinder**  
NB699 / 202.519  
33,3 x 65 cm

**Malla 30 Venatto Cinder**  
CC164 / 271.138  
30 x 30 cm



**Rod. Venatto 33 Cinder Romo Esm**  
CC110 / 280.326  
8 x 33,3 cm



**Trim 65 Venatto Cinder Romo Esm**  
CC128 / 271.197  
6 x 65 cm



**Trim 33 Venatto H. Cinder Romo Esm**  
CC117 / 271.319  
6 x 33,3 cm



**Venatto Corte 10x33 Cinder**  
NB780 / 202.521  
10 x 33,3 cm

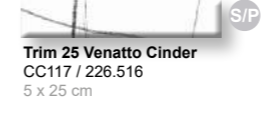
Soluciones Técnicas(pág.52)  
Technical Solutions(pag.52)

PACKING	SIZE cms.	PCS. box
Base	33,3x65	5
Corte	10x33,3	10
Malla	30x30	4
Rodapié Romo	8x33,3	12
Trim 33	6x33,3	12



**Venatto 253 Cinder**  
NB627 / 202.518  
25 x 33,3 cm

**Malla 30 Venatto Cinder**  
CC164 / 271.138  
30 x 30 cm



**Trim 25 Venatto Cinder**  
CC117 / 226.516  
5 x 25 cm



**Venatto 33 Cinder**  
NB649 / 202.517  
33,3 x 33,3 cm



**Rod. Venatto 33 Cinder Romo Esm**  
CC110 / 280.326  
8 x 33,3 cm

PACKING	SIZE cms.	PCS. box
Base	25x33,3	15
Base	33,3x33,3	12
Trim	5x25	23
Malla	30x30	4
Rodapié Romo	8x33,3	12



WALL: Venatto 365 Cinder  
FLOOR: Venatto 59 Cinder



WALL: Venatto 253 Cinder  
FLOOR: Venatto 33 Cinder

# Statuario

33,3x65cm | 13"x26"

Porcelánicos HDC



Porcelánicos HDC



# Statuario


25x33,3cm | 10"x13"



**B. Statuario 365 Blanco**  
NB668 / 200.139  
33,3 x 65 cm



**Trim 33 Statuario Blanco**  
CC125 / 225.889  
5 x 33,3 cm



**Malla 30 Statuario**  
CC164 / 226.196  
30 x 30 cm



**B. Statuario 33 Blanco**  
NB640 / 200.130  
33,3 x 33,3 cm



**Rod. Statuario 33 Blanco Romo Esm**  
CC110 / 280.113  
8 x 33,3 cm

PACKING	SIZE cms.	PCS. box
Base	33,3x65	5
Trim	5x33,3	23
Malla	30x30	4
Rodapié Romo	8x33,3	12
Base	33,3x33,3	12



**B. Statuario 253 Blanco**  
NB627 / 200.115  
25 x 33,3 cm



**Trim 25 Statuario Blanco**  
CC117 / 225.191  
5 x 25 cm



**Trim 33 Statuario Blanco**  
CC123 / 225.889  
5 x 33,3 cm



**Malla 30 Statuario**  
CC164 / 226.196  
30 x 30 cm



**TR-25 St. Blanco**  
CC122 / 225.086  
3 x 25 cm



**TR-25 Negro Marquina**  
CC119 / 225.087  
3 x 25 cm



**B. Statuario 33 Blanco**  
NB640 / 200.130  
33,3 x 33,3 cm



**Rod. Statuario 33 Blanco Romo Esm**  
CC110 / 280.113  
8 x 33,3 cm

PACKING	SIZE cms.	PCS. box
Base	25x33,3	15
Base	33,3x33,3	12
Torelo	3x25	12
Trim	5x25	23
Trim	5x33,3	23
Malla	30x30	4
Rodapié Romo	8x33,3	12



WALL: Statuario 365 Blanco



WALL: Statuario 253 Blanco  
FLOOR: Statuario 33 Blanco






Porcelánicos HDC



# Carrara

90x90cm | 36"x36" .44,8x90cm | 17,8"x36"



**Carrara 90 Gris**  
NB880 / 202.257  
90 x 90 cm



**Rod.Carrara 90 Gris Romo Esm**  
CC150B / 280.146  
10 x 90 cm



**Carrara 4490 Gris**  
NB880 / 202.453  
44,8 x 90 cm

S/P

 Soluciones Técnicas(pág.52)  
Technical Solutions(pag.52)

PACKING	SIZE cms.	PCS. box
Base	90x90	2
Base	44,8x90	3
Rodapié Romo	10x90	12

# Carrara

32x89cm | 12,5"x35"



**Carrara 389 Gris**  
NB880 / 201.677  
32 x 89 cm

RL




**Olas Carrara 389 Gris**  
NB820 / 202.329  
32 x 89 cm




**Trim 32 Carrara Gris**  
CC127 / 226.487  
5 x 32 cm



**Quarter-R 32 Carrara Gris**  
CC129 / 226.488  
3 x 32 cm



**Malla 30 Carrara Gris**  
CC164 / 226.278  
30 x 30 cm



**Carrara 32 Gris**  
NB680 / 202.404  
32 x 32 cm



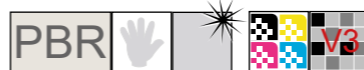
**Rod. Carrara 32 Gris Romo Esm**  
CC112 / 280.177  
8 x 32 cm

PACKING	SIZE cms.	PCS. box
Base	32x89	4
Base	32x32	12
Malla	30x30	4
Trim	5x32	23
Quarter	3x32	12
Rodapié Romo	8x32	12

Porcelánicos HDC



Porcelánicos HDC



# Carrara

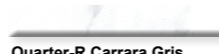
25x33,3cm | 10"x13"



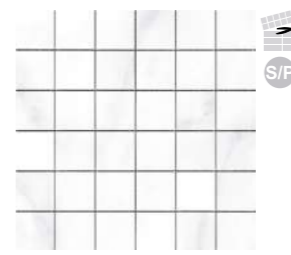
**Carrara 253 Gris**  
NB627 / 201.630  
25 x 33,3 cm




**Trim 25 Carrara Gris**  
CC117 / 226.272  
5 x 33,3 cm



**Quarter-R Carrara Gris**  
CC123 / 226.315  
3 x 25 cm



**Malla 30 Carrara Gris**  
CC164 / 226.278  
30 x 30 cm




**Carrara 33 Gris**  
NB649 / 201.686  
33,3 x 33,3 cm



**Rod. Carrara 33 Gris Romo Esm**  
CC110/ / 270.548  
8 x 33,3 cm

PACKING	SIZE cms.	PCS. box
Base	25x33,3	15
Base	33,3x33,3	12
Trim	5x25	23
Quarter-R	3x25	12
Malla	30x30	4
Rodapié Romo	8x33,3	12



*WALL: Carrara 389 Gris  
FLOOR: Blanco 59 Brillo*




*WALL: Carrara 253 Gris  
FLOOR: Carrara 33 Gris*

# Informaciones Técnicas

Technical Data  
Renseignements techniques  
Technische Informationen




**Borde piscina** / Pool edge / Margelle / Schwimmbadkante



BORDE PISCINA



PACK ANGULO BORDE PISCINA




BORDE PISCINA BIG



PACK ANGULO BORDE PISCINA BIG

**Rejilla piscina** / Pool grate / Grille piscine / Abwasserrinne für Schwimmbäder



REJILLA DUO



REJILLA BIG




PACK ANGULO REJILLA DUO



PACK ANGULO REJILLA BIG

**Peldaño Doble Inglete** / Double miter step / Nez de marche double onglet / Gährung



PELDAÑO DOBLE INGLETE



ANGULO DOBLE INGLETE

**Peldaño romo** / Rounded front step / Nez de marche arrondi / Abgerundete Treppenstufen



PELDAÑO ROMO



PELDAÑO ROMO BIG



ANGULO ROMO




ANGULO ROMO BIG

**Peldaño Recto** / Step / Nez de marche droit / Rechtwinklige Treppenstufe



PELDAÑO RECTO



PELDAÑO RECTO BIG



ANGULO RECTO



ANGULO RECTO BIG

**Vierteaguas** / Flashing / Rejingot / Wasserrinne



VIERTEAGUAS



ANGULO VIERTEAGUAS



VIERTEAGUAS BIG



ANGULO VIERTEAGUAS BIG

# Características Técnicas

Technical Characteristics

Caractéristiques Techniques

Technisches Feinsteinzeug

**PASTA BLANCA**  
**WHITE BODY TILES**  
**PÂTE BLANCHE**  
**WEIßSCHERBIG**

	ENSAYO / TEST	ENSAYO / TEST	VALOR NORMAS STANDARD VALUE		VALOR MEDIO PORCELÁNICOS HDC AVERAGE VALUE	
			SIN RECTIFICAR	RECTIFICADO	SIN RECTIFICAR	RECTIFICADO
	<b>Ortogonalidad</b> Rectangularity / Rechtwinkligkeit / Angularité	UNE-EN-ISO 10545-2	+/-0,5% +/-2,0 mm	+/-0,3% +/-1,5 mm	+/-0,3% +/-2,0 mm	+/-0,3% +/-1,5 mm
	<b>Longitud y anchura</b> Sides / Seiten / Cotes	UNE-EN-ISO 10545-2	+/-0,6% +/-2,0 mm	+/-0,3% +/-1,0 mm	+/-0,3% +/-2,0 mm	+/-0,3% +/-1,0 mm
	<b>Grosor</b> Thickness / Dicke / Épaisseur	UNE-EN-ISO 10545-2	+/-5% +/-0,5 mm	+/-5% +/-0,5 mm	+/-5% +/-0,5 mm	+/-5% +/-0,5 mm
	<b>Curvatura</b> Curvature / Krümmung / Courbure	UNE-EN-ISO 10545-2	+/-0,5% +/-2,0 mm	+/-0,4% +/-1,8 mm	+/-0,5% +/-2,0 mm	+/-0,4% +/-1,8 mm
	<b>Absorción de agua</b> Water absorption / Wasseraufnahme / Absorption d'eau <b>BIII</b>	UNE-EN-ISO 10545-3	>10%		>10%	
	<b>Resistencia a la flexión</b> Flexion resistance / Biegefestigkeit / Résistance à la flexion	UNE-EN-ISO 10545-4	>12 N/mm2		>20 N/mm2	
	<b>Coefficiente de dilatación Térmica Lineal</b> Lineal Thermal Expansion Coefficient / Wärme-Ausdehnungskoeffizient / Coefficient de dilatation thermique Linéaire	UNE-EN-ISO 10545-8	< 9*10 <sup>-6</sup> k <sup>-1</sup>		<6,7* 10 <sup>-6</sup> k <sup>-1</sup>	
	<b>Resistencia al choque Térmico</b> Resistance to thermal shock / Wärmeschockbeständigkeit / Résistance aux écarts de température	UNE-EN-ISO 10545-9	Exigida		Resiste	
	<b>Resistencia al Cuarteo</b> Creazing Resitance / Rissbeständigkeit / Résistance aux craquelures	UNE-EN-ISO 10545-11	Exigida		Resiste	
	<b>Dureza de la superficie</b> Mohs surface hardness / Oberflächenhärte / Dureté de la surface Mohs	UEN-67-101-92	≥3		≥3	
	<b>Resis. a productos domésticos de limpieza</b> Household / Chemical / Widerstandsfähigkeit gegenüber chemischen Haushaltsprodukten / Résistance aux produits chimiques à usage domestique	UNE-EN-ISO 10545-13	Mín. Clase GB		Clase GA	
	<b>Resistencia a las manchas</b> Stain resistant / Widerstand gegen Fleckenbildung / Résistance aux taches	UNE-EN-ISO 10545-14	Mín. Clase 3		Mín. Clase 4	

# Características Técnicas

Technical Characteristics

Caractéristiques Techniques

Technisches Feinsteinzeug

**PORCELANICO**  
**PORCELAIN TILES**  
**GRÈS CÉRAME**  
**FEINSTEINZEUG**  
**PORCELANICO MASA COLOREADA**  
**COLOURED PORCELAIN**  
**GRÈS CÉRAME MASSE COLORÉ**  
**DURCHGEFÄRBTES FEINSTEINZEUG**

	ENSAYO / TEST	ENSAYO / TEST	VALOR NORMAS STANDARD VALUE		VALOR MEDIO PORCELÁNICOS HDC AVERAGE VALUE	
			SIN RECTIFICAR	RECTIFICADO	SIN RECTIFICAR	RECTIFICADO
	<b>Ortogonalidad</b> Rectangularity / Rechtwinkligkeit / Angularité	UNE-EN-ISO 10545-2	+/-0,5% +/-2,0 mm	+/-0,3% +/-1,5 mm	+/-0,3% +/-2,0 mm	+/-0,3% +/-1,5 mm
	<b>Longitud y anchura</b> Sides / Seiten / Cotes	UNE-EN-ISO 10545-2	+/-0,6% +/-2,0 mm	+/-0,3% +/-1,0 mm	+/-0,3% +/-2,0 mm	+/-0,3% +/-1,0 mm
	<b>Grosor</b> Thickness / Dicke / Épaisseur	UNE-EN-ISO 10545-2	+/-5% +/-0,5 mm	+/-5% +/-0,5 mm	+/-5% +/-0,5 mm	+/-5% +/-0,5 mm
	<b>Curvatura</b> Curvature / Krümmung / Courbure	UNE-EN-ISO 10545-2	+/-0,5% +/-2,0 mm	+/-0,4% +/-1,8 mm	+/-0,5% +/-2,0 mm	+/-0,4% +/-1,8 mm
	<b>Absorción de agua</b> Water absorption / Wasseraufnahme / Absorption d'eau <b>Porcelánico Bla</b>	UNE-EN-ISO 10545-3	≤0,5		≤0,4	
	<b>Absorción de agua</b> Water absorption / Wasseraufnahme / Absorption d'eau <b>Baldosa Ceramica Bib</b>	UNE-EN-ISO 10545-3	0,5 < Ev ≤ 3%		0,5 < Ev ≤ 3%	
	<b>Resistencia a la flexión</b> Flexion resistance / Biegefestigkeit / Résistance à la flexion	UNE-EN-ISO 10545-4	>35 N/mm2		>35 N/mm2	
	<b>Carga de rotura</b> Breaking strength / Bruchfestigkeit / Résistance à la rupture	UNE-EN-ISO 10545-4	Mínimo 1300 N		Mínimo 1500 N	
	<b>Resistencia a la Abrasión Superficial</b> Resistance to abrasion / Abriebfestigkeit / Résistance à l'abrasion	UNE-EN-ISO 10545-7	Indicado por el fabricante		Clase 3-4	
	<b>Coefficiente de dilatación Térmica Lineal</b> Lineal Thermal Expansion Coefficient / Wärme-Ausdehnungskoeffizient / Coefficient de dilatation thermique Linéaire	UNE-EN-ISO 10545-8	10 <sup>-6</sup> k <sup>-1</sup>		<6,7* 10 <sup>-6</sup> k <sup>-1</sup>	
	<b>Resistencia al choque Térmico</b> Resistance to thermal shock / Wärmeschockbeständigkeit / Résistance aux écarts de température	UNE-EN-ISO 10545-9	Exigida		Resiste	
	<b>Resistencia al hielo</b> Frost Resistance / Frostbeständigkeit / Résistance au gel	UNE-EN-ISO 10545-12	Exigida		Resiste	
	<b>Dureza de la superficie</b> Mohs surface hardness / Oberflächenhärte / Dureté de la surface Mohs	UEN-67-101-92	≥5		≥5	
	<b>Resistencia al deslizamiento</b> Slip resistance / Rutschfestigkeit / Résistance au glissement	DIN 51130	Indicado por el fabricante		Según modelo	
	<b>Resistencia al deslizamiento</b> Slip resistance / Rutschfestigkeit / Résistance au glissement	DIN 51097	Indicado por el fabricante		Según modelo	
	<b>Resistencia al deslizamiento</b> Slip resistance / Rutschfestigkeit / Résistance au glissement	UNE-ENV 12633:2003	Indicado por el fabricante		Según modelo	
	<b>Resis. a productos domésticos de limpieza</b> Household / Chemical / Widerstandsfähigkeit gegenüber Reinigungschemikalien / Résistance aux produits chimiques à usage domestique	UNE-EN-ISO 10545-13	Mín. Clase GB		Clase GA	
	<b>Resistencia a las manchas</b> Stain resistant / Widerstand gegen Fleckenbildung / Résistance aux taches	UNE-EN-ISO 10545-14	Mín. Clase 3		Mín. Clase 4	
	<b>Resistencia a bajos concentrados de Acidos y Alcalis</b> Low concentration of acids and alkalies / Beständigkeit gegen niedrige Konzentrationen von Säuren und Laugen / Faible concentration d'acides et bases	UNE-EN-ISO 10545-13	<b>GLB</b>		<b>GLA</b>	
	<b>Resistencia a altos concentrados de Acidos y Alcalis</b> High concentration of acids and alkalies / Beständigkeit gegen hohe Konzentrationen von Säuren und Laugen / Haute concentration d'acides et bases	UNE-EN-ISO 10545-13	<b>GHB</b>		<b>GHA</b>	

# PORCELÁNICOS HDC

Carretera CV-160. km. 16,8  
12192 Vilafamés.  
(Castellón / Spain)  
Tel: 00 34 96 432 99 40  
Fax: 00 34 96 432 94 02  
[hdc@porcelanicoshdc.es](mailto:hdc@porcelanicoshdc.es)  
[www.porcelanicoshdc.com](http://www.porcelanicoshdc.com)

